

Initial Inspection Photo Checklist



All Elevations

House Number


Any Obstructions
preventing
Roof Loading

Soffit Depth


Roof Pitch(es)



Pre-Existing
Underlayment




Pre-Existing
Starter
(Eaves)



Pre-Existing
Starter
(Rakes)




Multiple Layers



Roofing Components



Furnace Cap
& Collar



Storm Damage
to Shingles



Storm Damage to
Soft Metals



Gutter Fasteners



Skylight Damage




Skylight Overview




Skylight Measurements



Headwall Flashing



Step Flashing




Kick-Out Diverters



Counter Flashing



Chimney Flashings




Chimney
Measurements



Bird Stops




Window Damage



Window Overview



Garage Door Damage



Pre-Existing
Siding Damage



Gutter Damage



Downspout Damage



Fascia Damage



Collateral Damage




Cornice Returns



Full Downspouts
(including Extensions)



Satellite Dish



Pre-Existing
Driveway Damage

If In Doubt, Take More Photos